

**Table2, Dimensions (mm) & Coupling Ratings**

Coupling MH Type	Dia- meter	Hub	Bore			Rated Torque (kg0m)	Misalignment		Maximum Speed Revolution (r.p.m.)	L	K	H	t +1.0 -0	I	E	Weight (kg)	Moment of Inertia GD2 (kg-m <sup>2</sup> )
			Max.	Min.	Stock C		Parallel	Angular (deg.)									
MH-45	45	25	14	5	3	0.2	0.2	0.3°	6,000	49	23	15	3	13	20	0.3	2.1 x <sup>-4</sup>
MH-55	55	38	20	9	5	0.4	0.2	0.3°	6,000	57	27	17	3	15	26	0.6	6.2 x <sup>-4</sup>
MH-65	65	45	25	12	5	0.7	0.2	0.3°	6,000	63	30	19	3	16	33	0.9	1.5 x <sup>-3</sup>
MH-80	80	52	30	16	5	1.6	0.2	0.3°	5,500	73	35	23	3	18	41	1.5	3.7 x <sup>-3</sup>
MH-90	90	62	35	20	10	3.7	0.2	0.3°	5,000	83	40	25	3	21	46	2.2	7.1 x <sup>-2</sup>
MH-115	115	80	45	25	10	8.0	0.2	0.3°	4,600	113	55	33	3	29	58	5.0	2.7 x <sup>-2</sup>
MH-130	130	90	50	27	12	12.0	0.2	0.3°	4,400	123	60	37	3	32	65	7.0	4.2 x <sup>-2</sup>
MH-145	145	100	55	30	15	20.0	0.2	0.3°	4,200	133	65	39	3	35	72	9.2	9.4 x <sup>-2</sup>
MH-175	175	115	65	35	20	43.0	0.2	0.3°	3,800	163	80	47	3	43	84	16.1	1.9 x <sup>-1</sup>
MH-200	200	130	80	50	30	65.0	0.2	0.3°	3,600	223	110	53	3	69	92	35.5	3.1 x <sup>-1</sup>

In case the coupling is used near its allowable maximum speed, check the dynamic balance.

In case the coupling is used large torque variation machines, the maximum bore must be smaller about 5mm than those in Table 2.

**MH 聯軸器**



志憲企業行  
洪志明




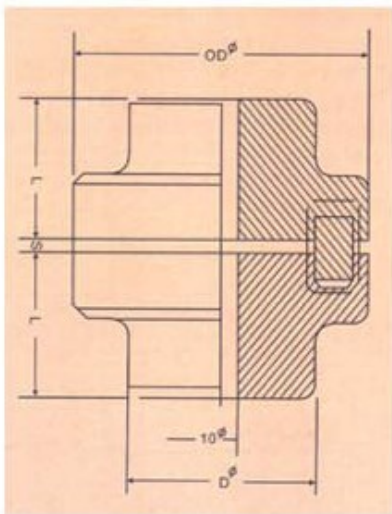

Mobile:0927872155

TEL:07-7166002 FAX:07-7247299

Email:ming690708@gmail.com

地址:高雄市802苓雅區廣東二街74巷3號

# NM 聯軸器



Unit:mm

Coupling NM Type	Torque		Max. speed rpm.	Bore diameter		Boss diam. (D)	Outside diam. (OD)	Distance through boss (L)	Space & perm. Tolerance	approx. Weight kgs.
	Normal Kg-m	Max. Kg-m		Min.	Max.					
50	1.3	2.3	13,500	7	19	33	50	25	2.0±0.5	0.48
67	2.2	4	10,000	8	28	46	67	30	2.5±0.5	1.02
82	5.0	9	8,000	10	32	53	82	40	3.0±1.0	1.88
97	10.5	19	7,000	12	42	69	97	50	3.0±1.0	3.54
112	16.7	30	6,000	14	48	79	112	60	3.5±1.0	5.40
128	26.7	48	5,000	18	55	90	128	70	3.5±1.0	8.10
148	41.7	75	4,500	22	65	107	148	80	3.5±1.0	13.50
168	69.5	125	4,000	28	75	124	168	88	3.5±1.5	19.30
194	112.0	200	3,500	32	85	140	198	100	3.5±1.5	26.30
214	167.0	300	3,000	45	95	158	218	112	4.0±2.0	35.70
240	267.0	480	2,750	60	110	179	240	120	4.0±2.0	46.70
265	417.0	750	2,500	70	120	198	265	140	5.5±2.0	66.30

志明

手機:0927872155 歡迎電洽  
24H 網路 FAX:07-7247299

E mail:ming690708@gmail.com

<http://goo.gl/N14M>

**(TABLE C) COUPLING DIMENSIONS(mm)**

Coupling Number	Bore Diameter		E	L	D	H	Weight kgs	Casing NO.	A	B	Weight kgs
	Min.	Max.									
HT 4012	11	22	80	36	35	61	0.8	HT4012	75	75	0.3
HT 4016	15	30	80	36	50	77	1.4	HT4016	92	75	0.4
HT 5016	15	40	100	45	60	96	2.6	HT5016	111	85	0.6
HT 5018	19	45	100	45	70	106	3.5	HT5018	122	85	0.7
HT 6018	22	55	120	54	85	128	6.2	HT6018	142	106	1.0
HT 6022	25	75	120	54	110	152	9.8	HT6022	167	106	1.2
HT 8018	30	78	150	67	115	170	13.9	HT8018	186	130	2.3
HT 8022	35	95	150	67	140	202	20.2	HT8022	220	130	2.4
HT 10020	35	110	201	91	160	228	34	HT10020	248	152	3.2
HT 12018	48	120	261	119	170	252	51	HT12018	305	180	5.6
HT 12022	58	150	261	119	210	300	66	HT12022	355	180	7.1



HRC錐套式聯軸器





**志憲企業行**

**洪志明**

**Mobile:0927872155**

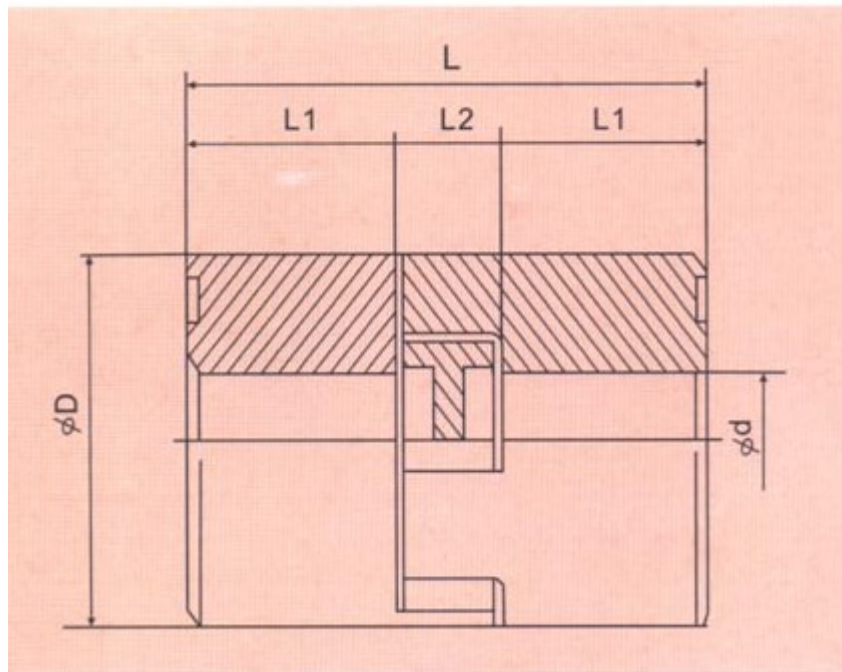

**TEL:07-7166002 FAX:07-7247299**

**Email:ming690708@gmail.com**

**地址:高雄市802苓雅區廣東二街74巷3號**



# L 型橡膠聯軸器



L TYPE	Torque		Max. Rpm	D	L	L1	L2	d		Gd <sup>2</sup> kgf cm <sup>2</sup>	Weight kgf
	Max.	Min.						Min.	Max.		
L-035	0.15	0.05	6000	16.1	20.15	6.68	6.77	4	8	0.1	0.04
L-050	0.45	0.15	4500	27.6	42.55	15.64	11.25	6	16	1.0	0.14
L-070	0.9	0.3	3600	34.28	49.92	19.3	11.3	6	20	3.3	0.27
L-075	1.5	0.5	3600	44.6	52.88	20.56	11.74	8	26	9.1	0.45
L-090	2.4	0.8	3000	53.58	53.22	20.7	11.8	10	28	15	0.60
L-095	3	1	3000	53.58	62.36	25.22	11.9	10	28	17	0.70
L-099	6.0	2.0	3000	64.55	76.47	29.72	17.01	12	36	42	1.40
L-100	7.5	2.5	3000	64.55	86.47	34.72	17.01	12	36	43	1.50
L-110	15	5	2500	84.28	106.32	43.08	20.14	12	38	147	3.00
L-150	30	10	2500	95.28	112.95	44.6	23.73	16	46	258	4.00
L-190	45	15	2000	115	138.5	56	26.5	16	58	628	6.90
L-225	60	20	2000	127	152.5	63.5	26.5	18	60	1685	10.45
L-276	75	25	2000	157	200	79	41	22	73	5265	21.36